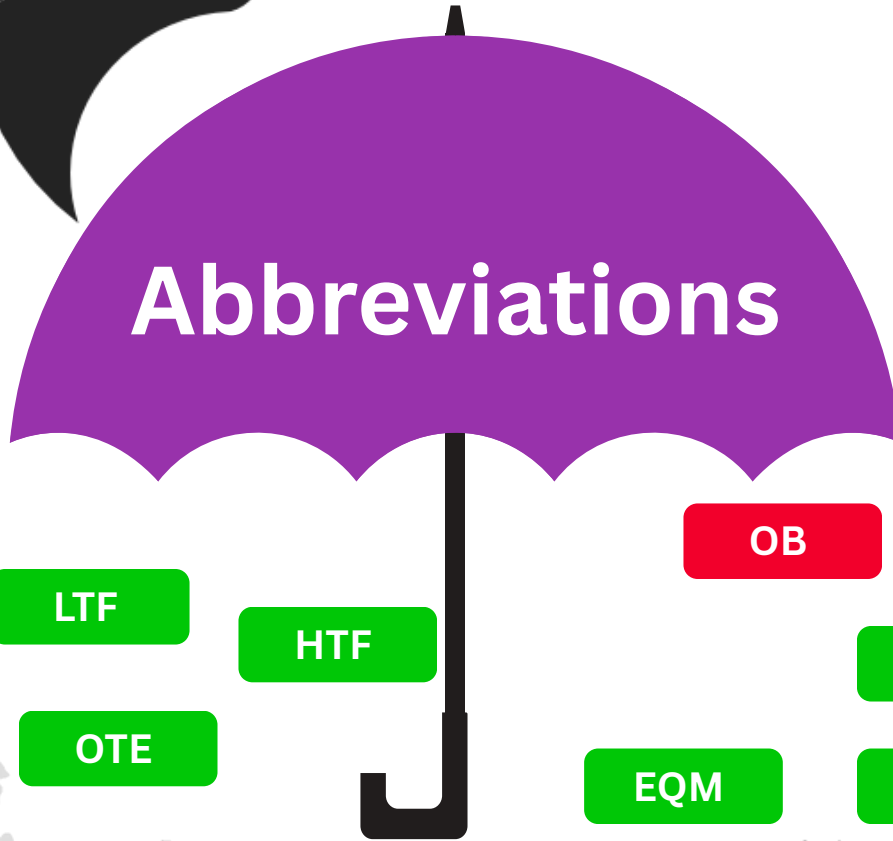




# Learn SMC



BOS

FVG

EQH

SSL

LTF

OB

HTF

MMM

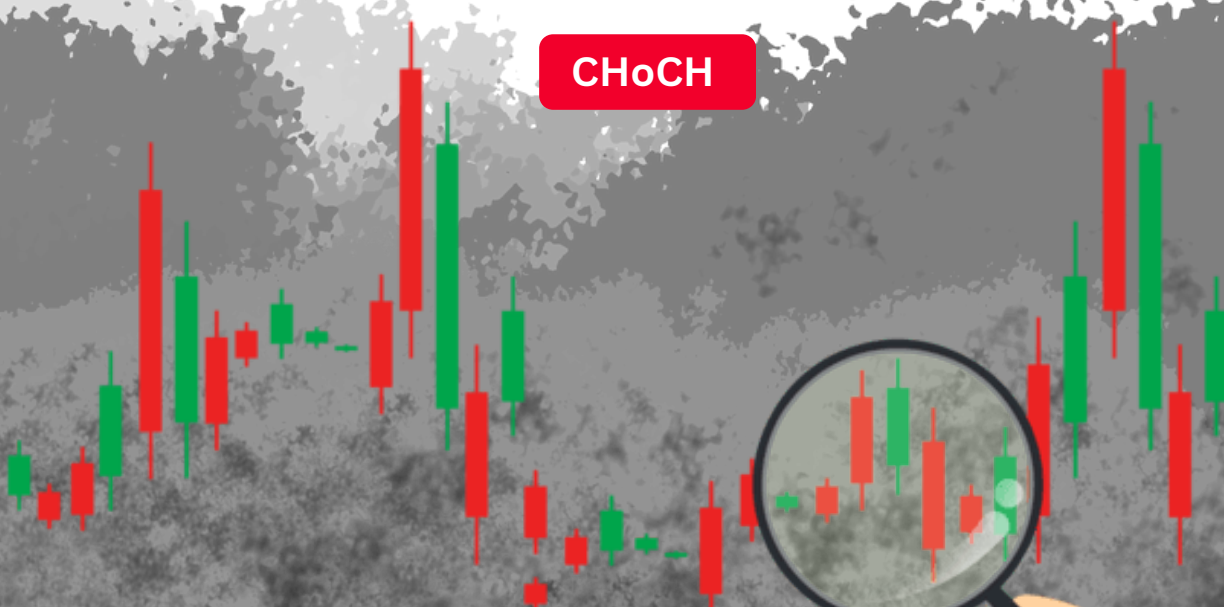
SMT

OTE

EQM

EQL

CHoCH



Thabza | VERIFIED



traderthabza.com

# SMC Trading Terms Cheat Sheet

If you've been learning SmartMoneyConcepts (SMC), you already know one thing: The market isn't random. It moves with intent. Behind that movement is what traders call the IPDA (Interbank Price Delivery Algorithm), and if you don't understand its language, you become liquidity.

Most retail strategies don't fail because they're wrong; they fail because they're predictable. And predictable traders get hunted. Once you focus on the core drivers: **Liquidity**, **Inducement**, and **Time**, charts start to look structured instead of messy.

## 1. Market Structure (MS)

- MS (Market Structure): Overall market direction
- BOS (Break of Structure): Continuation signal after a break
- CHoCH (Change of Character): First sign of reversal
- HTF / LTF: Higher timeframe = bias, Lower timeframe = entries
- PDH / PDL: Previous daily highs/lows (major liquidity targets)

*Pro tip: Most reversals start after PDH or PDL gets taken.*

## 2. Liquidity & Inducement

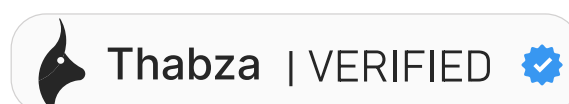
- Liquidity Pools (LP): Areas where stop losses sit
- BSL: Buy-side liquidity above highs
- SSL: Sell-side liquidity below lows
- EQH / EQL: Equal highs/Equal lows
- SH: Stop Hunt
- AMD Model: Accumulation → Manipulation → Distribution

*If a level looks too clean, it's probably a trap.*

## 3. Institutional Order Flow (IOF)

- Order Block (OB): Last opposing candle before a move
- Fair Value Gap (FVG): Market imbalance
- Breaker Block (BB): Failed OB that flips bias
- Mitigation Block (MB): Rebalancing zone
- Propulsion Block (PB): Trend continuation block
- Consequent Encroachment (CE): 50% of FVG
- Mean Threshold (MTH): 50% of OB

*This is where precision entries come from.*



## 4. Time & Trading Sessions

- London Kill Zone (LOKZ): Manipulation phase
- New York Kill Zone (NYKZ): Expansion phase
- London Close: Profit-taking phase

## 5. Pricing Models & Entries

- OTE: OptimalTradeEntry (62–79%retracement)
- EQM: Equilibrium (50% of range)
- MMM: Market Maker Model
- MMBM: Market Maker Buy Model
- MMSM: Market Maker Sell Model

*Wait for price to return to value, don't chase.*

## 6. Macro & Advanced Concepts

- SMT Divergence:Correlationbreakdown
- COT Report: Institutional positioning
- NFP: High-impact news event

## 7. Risk Management

- RR: Risk-to Reward Ratio
- SL: Stop Loss
- TP: Take Profit



Thabza | VERIFIED



traderthabza.com